

## Leaf search

Use this sheet anywhere in the wood

Name.....

Can you find these tree leaves? Tick each kind as you find it. Put one leaf of each kind in your group collecting bag. Look at the tree that it came from.

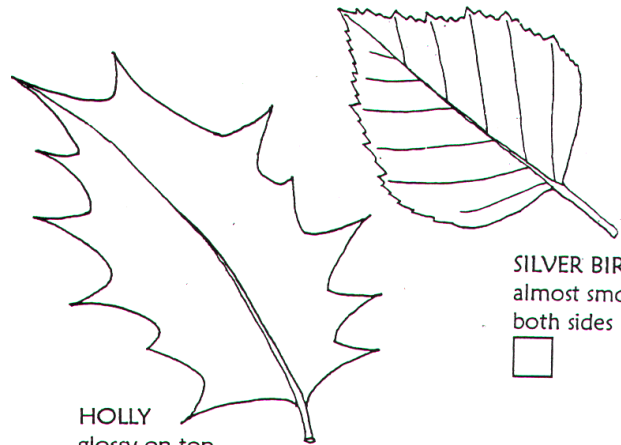
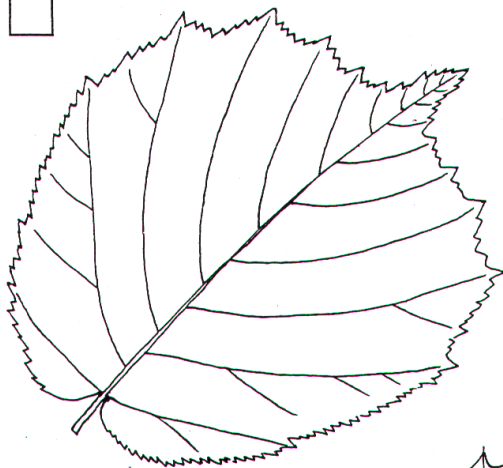
Look at the leaf shapes very carefully. Is the edge smooth, or with large teeth, or small teeth, or both? Look at the pattern of veins. Which leaf is the most soft? Prickly? Long? Wide? Small?

Two of the trees are evergreen. Write the letter "e" beside them.

You won't be able to tick all 12 leaves as one of the trees does not grow in Wilderness Wood. What is the leaf that you did not find?

.....

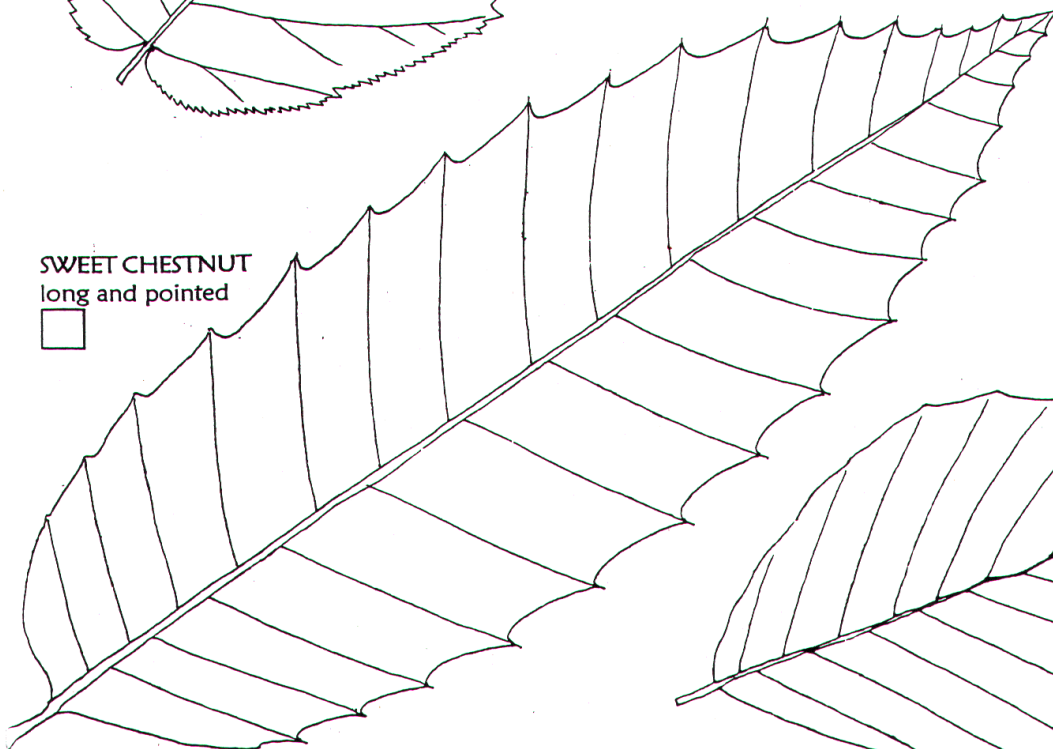
HAZEL  
slightly hairy  
on both sides



HOLLY  
glossy on top

SILVER BIRCH  
almost smooth on  
both sides

SWEET CHESTNUT  
long and pointed



BEECH  
smooth and shiny  
upper side. Fine  
hairs along edge

